

उत्तराखण्ड राज्य
बैंकों की
वार्षिक ऋण योजना

Uttarakhand State
Bank's
Annual Credit Plan

2016 - 2017



संयोजक / Convenor


भारतीय स्टेट बैंक

राज्य स्तरीय बैंकर्स समिति
प्रशासनिक कार्यालय

1, न्यू कैंट रोड, देहरादून

दूरभाष : 0135-2742555, 2716065

फैक्स : 0135-2742200



STATE BANK OF INDIA

State Level Bankers Committee
Administrative Office

1, New Cantt. Road, Dehradun

Phone : 0135-2742555, 2716065

Fax : 0135-2742200

Website : www.slbcuttarakhand.org.in

UTTARAKHAND AT A GLANCE

State Profile

Area	: 53484 Sq. Km.
Districts	: 13
Tehsils	: 78
Development Blocks	: 95
Village Panchayats	: 7541
Number of Villages	: 16826
Towns	: 84
Population (2011 Census)	: 1,01,16,752
Males	: 51,54,178
Females	: 49,62,574
Sex Ratio (females/1000 males)	: 963
Density of Population (Persons/Square Km)	: 189
Urban Population %	: 30.55 (29.91 lacs)
Rural Population %	: 69.45 (70.26 lacs)
Literacy Rate in %	: 79.63
Male Literacy in %	: 88.33
Male Literacy in numbers	: 39,30,174
Female Literacy in %	: 70.70
Female Literacy in numbers	: 30,67,259
Net Sown Area	: 7.67 lacs hectares (13.5% against national average of 43.37%)
Net Irrigated Area	: 3.43 lacs hectares (Share of plains in net irrigated area is 85.83% and that of hilly areas is 14.17%)
Average size of land holding	: 0.95 ha against national average of 1.57 ha

Traditional Industries of the state :

- Handicrafts
- Handlooms
- Wool based industry
- Khadi and village industry
- Waxed based industry

Sunrise Industries of the state :

- Tourism and Adventure Sports
- Agro based and food processing industry
- Floriculture/Horticulture/Medicinal and Aromatic Plants, Organic farming
- Biotechnology

There is also a potential to develop tea industry, forest based industry and information technology and recreation and entertainment industry.

Introduction

The total geographical area of Uttarakhand has been divided into four main Physiographic zones :

Zone	Crops Grown
Tropical - Zone A up to 1000 mtrs	Paddy, Wheat, Sugarcane, Maize, Mango, Litchi, Pulses & Oilseeds
Sub Tropical - Zone B up to 1000-1500 mtrs	Paddy, Wheat, Mandua & Pulses.
Cool Temperate - Zone C up to 1500-2400 mtrs	Kharif Crops, Horticulture, Floriculture, Medicinal & Aromatic Plants.
Alpine - Zone D Above 2400 mtrs	Pastures, Alpine meadows Rare herbs.

Banking Network and Business

The banking network and business in the state as on 31st Dec. 2015, are as under :

(₹ in Crores)

Sr. No.	Banks	Nos	No. of Branches	Rural Area Branches	Deposits	Advances	C:D Ratio
1	Public Sector	24	1452	676	70984	37674	53
2	Pvt. Sector	14	173	43	8438	5054	60
3	RRBs	02	287	230	3224	1888	59
4	Coop Banks	01	256	145	6797	3656	54
5	RIDF	00	00	00	00	3934	00
	Total	41	2168	1094	89442	52206	58

➤ Land Holding : Distribution of Land Holding :

Classification of Land holding	Holding		Area		Average size of land holding (in ha)
	Nos (in '000)	% to Total	Ha (in '000)	% to Total	
≤ 1 Ha	628	70.48	242	28.8	0.39
>1 Ha ≤ 2 Ha	159	17.85	221	26.2	1.38
>2 Ha ≤ 5 Ha	104	11.7	380	45.0	3.65
> 5 Ha					
Total	891	100.0	843	100.0	0.95

Uttarakhand remains a low productivity agriculture dominated economy. The hilly areas of state is also criss crossed by fragmented small land holdings generating negligible or no surplus leading to constraints in the use of innovative methods. The development programme, therefore, need to focus on areas of rapid industrialization and improvement in agriculture yield prices and improvement in infrastructure.

Population density is very low in hilly areas vis-à-vis plain area of state, which leads to difficulty in implementing development programs. The state remains primarily an agricultural state with contribution of agriculture of GSDP at 22.4% and about 78% of population is dependent on it. As most of the agriculture in hill region of Uttarakhand of subsistence type. Scope for diversification in future is constrained by forests that cover most of the fertile area.

AGRICULTURE :

Considering that agriculture would continue to be significant driver of Annual Credit Plan for the districts, the possibilities of rapid growth in emerging areas like Contract Farming, Processing of Agri Products, Off-season Vegetable growing, Commercial Farming of Medicinal & Aromatic Plant, High Density Fruit Orchard & Floriculture cannot be overlooked.

Lead District Managers & Branch Managers should focus attention to achieve their Annual Credit Plan 2015-16 by providing banking requirements of the agriculture segment and SME sector. They should also focus on Micro Finance and SHGs opportunities for Farm Sector & Non Farm Sector activities in rural areas. Rural entrepreneurs should be given adequate opportunities to take up allied activities, food processing and other small business activities to generate rural employment and livelihood.

State Agriculture Policy (2011) - Emphasis on Special Agriculture Zones

The State Govt. under its new Agriculture policy has focused on Special Agriculture Zones (SAZs). Under the SAZs, the government proposes to have agro-based units like fisheries, tea gardens, dairy farming and various other agriculture and horticulture activities. For the SAZ, the government has also proposed special incentives like special grants, availability of 24 hour power supply and free soil tests, setting up of special collection and processing centers for the benefit of farmers. The special feature of the SAZ would be voluntary land, consolidation since most of the land holdings in the state are fragmented.

DISTRICTWISE POTENTIAL ACTIVITIES IDENTIFIED

DISTRICT	POTENTIAL ACTIVITIES
Almora	Fruit Processing, Medical and Herbal Plants, Tourism & Transport
Bageshwar	Weaving & Knitting, Automobile repair, tourism and Transport
Champawat	Fruit Processing, Medicinal & Herbal Plants, Tea processing, Woolen Garments, Tourism and Transport
Chamoli	Herbiculture, Handloom, Fruit Processing, Tourism and Transport
Dehradun	Wooden Furniture, Electrical Goods, Fruits & Vegetables processing, Tourism and Transport
Haridwar	Artificial Jewellery, Agro Processing, Cane and Bamboo, Textile, Tourism and Transport
Nainital	Gems Stone Cutting and Polishing, forest based industry, stone crushing, agro/fruit processing, Textile, Tourism & Transport
Pauri	Weaving, Stone Works handicrafts, fruit processing and Transport
Pithoragarh	Medicinal plants and herbiculture, tea processing, woolen garments, copper works and Transport
Rudraprayag	Wooden Crafts, Fabrication of improved agriculture implements, basket making, Tourism and Transport
Tehri	Sericulture, Stone works, wooden crafts, electrical goods, handloom and Transport
U.S. Nagar	Electronic goods, handloom, stone works, agro/fruit processing and Transport
Uttarkashi	Agro/Fruit Processing, Stone/Leather works, Tourism and Transport

Initiatives by the State Government


Computerisation of Land Record


Land record of all the 13 districts placed on website gov.ua.nic.in/devbhoomi

Online creation of charge on Land records by financing bank.


NIC has developed a software for state govt. and Banks to create charge on Agricultural land against Bank Loans by submitting it Online to revenue authorities by Banks.


District Credit Plan 2016-17

DEHRADUN	Lead Bank - Punjab National Bank												
	No. of Villages - 718												
	<table style="width: 100%; border-collapse: collapse;"> <thead> <tr> <th style="text-align: left; padding: 5px;">Banking Network of the District</th> <th style="text-align: right; padding: 5px;">Branches</th> </tr> </thead> <tbody> <tr> <td style="padding: 5px;">1. Commercial Banks</td> <td style="text-align: right; padding: 5px;">400</td> </tr> <tr> <td style="padding: 5px;">2. Regional Rural Banks</td> <td style="text-align: right; padding: 5px;">44</td> </tr> <tr> <td style="padding: 5px;">3. Co-operative Banks</td> <td style="text-align: right; padding: 5px;">20</td> </tr> <tr> <td style="padding: 5px;">4. Private Banks</td> <td style="text-align: right; padding: 5px;">47</td> </tr> <tr> <td style="padding: 5px;">5. Total</td> <td style="text-align: right; padding: 5px; border-top: 1px solid black;">511</td> </tr> </tbody> </table>	Banking Network of the District	Branches	1. Commercial Banks	400	2. Regional Rural Banks	44	3. Co-operative Banks	20	4. Private Banks	47	5. Total	511
Banking Network of the District	Branches												
1. Commercial Banks	400												
2. Regional Rural Banks	44												
3. Co-operative Banks	20												
4. Private Banks	47												
5. Total	511												


UTTARKASHI	Lead Bank - State Bank of India												
	No. of Villages - 674												
	<table style="width: 100%; border-collapse: collapse;"> <thead> <tr> <th style="text-align: left; padding: 5px;">Banking Network of the District</th> <th style="text-align: right; padding: 5px;">Branches</th> </tr> </thead> <tbody> <tr> <td style="padding: 5px;">1. Commercial Banks</td> <td style="text-align: right; padding: 5px;">39</td> </tr> <tr> <td style="padding: 5px;">2. Regional Rural Banks</td> <td style="text-align: right; padding: 5px;">07</td> </tr> <tr> <td style="padding: 5px;">3. Co-operative Banks</td> <td style="text-align: right; padding: 5px;">17</td> </tr> <tr> <td style="padding: 5px;">4. Private Banks</td> <td style="text-align: right; padding: 5px;">00</td> </tr> <tr> <td style="padding: 5px;">5. Total</td> <td style="text-align: right; padding: 5px; border-top: 1px solid black;">63</td> </tr> </tbody> </table>	Banking Network of the District	Branches	1. Commercial Banks	39	2. Regional Rural Banks	07	3. Co-operative Banks	17	4. Private Banks	00	5. Total	63
Banking Network of the District	Branches												
1. Commercial Banks	39												
2. Regional Rural Banks	07												
3. Co-operative Banks	17												
4. Private Banks	00												
5. Total	63												


District Credit Plan 2016-17

HARDWAR	Lead Bank - Punjab National Bank												
	No. of Villages - 635												
	<table style="width: 100%; border-collapse: collapse;"> <thead> <tr> <th style="text-align: left;">Banking Network of the District</th> <th style="text-align: right;">Branches</th> </tr> </thead> <tbody> <tr> <td>1. Commercial Banks</td> <td style="text-align: right;">192</td> </tr> <tr> <td>2. Regional Rural Banks</td> <td style="text-align: right;">16</td> </tr> <tr> <td>3. Co-operative Banks</td> <td style="text-align: right;">23</td> </tr> <tr> <td>4. Private Banks</td> <td style="text-align: right;">16</td> </tr> <tr> <td>5. Total</td> <td style="text-align: right; border-top: 1px solid black;">247</td> </tr> </tbody> </table>	Banking Network of the District	Branches	1. Commercial Banks	192	2. Regional Rural Banks	16	3. Co-operative Banks	23	4. Private Banks	16	5. Total	247
Banking Network of the District	Branches												
1. Commercial Banks	192												
2. Regional Rural Banks	16												
3. Co-operative Banks	23												
4. Private Banks	16												
5. Total	247												


TEHRI	Lead Bank - State Bank of India												
	No. of Villages - 1825												
	<table style="width: 100%; border-collapse: collapse;"> <thead> <tr> <th style="text-align: left;">Banking Network of the District</th> <th style="text-align: right;">Branches</th> </tr> </thead> <tbody> <tr> <td>1. Commercial Banks</td> <td style="text-align: right;">72</td> </tr> <tr> <td>2. Regional Rural Banks</td> <td style="text-align: right;">20</td> </tr> <tr> <td>3. Co-operative Banks</td> <td style="text-align: right;">31</td> </tr> <tr> <td>4. Private Banks</td> <td style="text-align: right;">03</td> </tr> <tr> <td>5. Total</td> <td style="text-align: right; border-top: 1px solid black;">126</td> </tr> </tbody> </table>	Banking Network of the District	Branches	1. Commercial Banks	72	2. Regional Rural Banks	20	3. Co-operative Banks	31	4. Private Banks	03	5. Total	126
Banking Network of the District	Branches												
1. Commercial Banks	72												
2. Regional Rural Banks	20												
3. Co-operative Banks	31												
4. Private Banks	03												
5. Total	126												

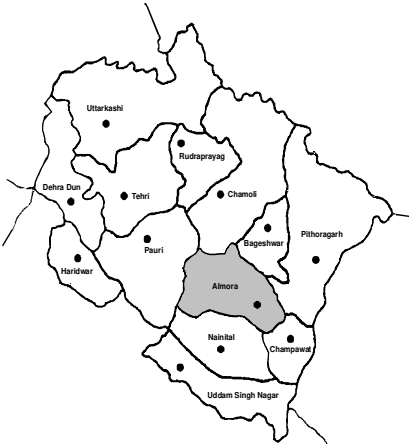
District Credit Plan 2016-17

PAURI	Lead Bank - State Bank of India												
	No. of Villages - 3137												
	<table style="width: 100%; border-collapse: collapse;"> <thead> <tr> <th style="text-align: left; padding: 5px;">Banking Network of the District</th> <th style="text-align: right; padding: 5px;">Branches</th> </tr> </thead> <tbody> <tr> <td style="padding: 5px;">1. Commercial Banks</td> <td style="text-align: right; padding: 5px;">116</td> </tr> <tr> <td style="padding: 5px;">2. Regional Rural Banks</td> <td style="text-align: right; padding: 5px;">41</td> </tr> <tr> <td style="padding: 5px;">3. Co-operative Banks</td> <td style="text-align: right; padding: 5px;">24</td> </tr> <tr> <td style="padding: 5px;">4. Private Banks</td> <td style="text-align: right; padding: 5px;">09</td> </tr> <tr> <td style="padding: 5px;">5. Total</td> <td style="text-align: right; padding: 5px; border-top: 1px solid black;">190</td> </tr> </tbody> </table>	Banking Network of the District	Branches	1. Commercial Banks	116	2. Regional Rural Banks	41	3. Co-operative Banks	24	4. Private Banks	09	5. Total	190
Banking Network of the District	Branches												
1. Commercial Banks	116												
2. Regional Rural Banks	41												
3. Co-operative Banks	24												
4. Private Banks	09												
5. Total	190												


CHAMOLI	Lead Bank - State Bank of India												
	No. of Villages - 1214												
	<table style="width: 100%; border-collapse: collapse;"> <thead> <tr> <th style="text-align: left; padding: 5px;">Banking Network of the District</th> <th style="text-align: right; padding: 5px;">Branches</th> </tr> </thead> <tbody> <tr> <td style="padding: 5px;">1. Commercial Banks</td> <td style="text-align: right; padding: 5px;">56</td> </tr> <tr> <td style="padding: 5px;">2. Regional Rural Banks</td> <td style="text-align: right; padding: 5px;">13</td> </tr> <tr> <td style="padding: 5px;">3. Co-operative Banks</td> <td style="text-align: right; padding: 5px;">20</td> </tr> <tr> <td style="padding: 5px;">4. Private Banks</td> <td style="text-align: right; padding: 5px;">02</td> </tr> <tr> <td style="padding: 5px;">5. Total</td> <td style="text-align: right; padding: 5px; border-top: 1px solid black;">91</td> </tr> </tbody> </table>	Banking Network of the District	Branches	1. Commercial Banks	56	2. Regional Rural Banks	13	3. Co-operative Banks	20	4. Private Banks	02	5. Total	91
Banking Network of the District	Branches												
1. Commercial Banks	56												
2. Regional Rural Banks	13												
3. Co-operative Banks	20												
4. Private Banks	02												
5. Total	91												


District Credit Plan 2016-17

RUDRAPRAYAG	Lead Bank - State Bank of India												
	No. of Villages - 530												
	<table style="width: 100%; border-collapse: collapse;"> <thead> <tr> <th style="text-align: left; padding: 5px;">Banking Network of the District</th> <th style="text-align: right; padding: 5px;">Branches</th> </tr> </thead> <tbody> <tr> <td style="padding: 5px;">1. Commercial Banks</td> <td style="text-align: right; padding: 5px;">35</td> </tr> <tr> <td style="padding: 5px;">2. Regional Rural Banks</td> <td style="text-align: right; padding: 5px;">08</td> </tr> <tr> <td style="padding: 5px;">3. Co-operative Banks</td> <td style="text-align: right; padding: 5px;">10</td> </tr> <tr> <td style="padding: 5px;">4. Private Banks</td> <td style="text-align: right; padding: 5px;">01</td> </tr> <tr> <td style="padding: 5px;">5. Total</td> <td style="text-align: right; padding: 5px; border-top: 1px solid black;">54</td> </tr> </tbody> </table>	Banking Network of the District	Branches	1. Commercial Banks	35	2. Regional Rural Banks	08	3. Co-operative Banks	10	4. Private Banks	01	5. Total	54
Banking Network of the District	Branches												
1. Commercial Banks	35												
2. Regional Rural Banks	08												
3. Co-operative Banks	10												
4. Private Banks	01												
5. Total	54												


ALMORA	Lead Bank - State Bank of India												
	No. of Villages - 2296												
	<table style="width: 100%; border-collapse: collapse;"> <thead> <tr> <th style="text-align: left; padding: 5px;">Banking Network of the District</th> <th style="text-align: right; padding: 5px;">Branches</th> </tr> </thead> <tbody> <tr> <td style="padding: 5px;">1. Commercial Banks</td> <td style="text-align: right; padding: 5px;">88</td> </tr> <tr> <td style="padding: 5px;">2. Regional Rural Banks</td> <td style="text-align: right; padding: 5px;">29</td> </tr> <tr> <td style="padding: 5px;">3. Co-operative Banks</td> <td style="text-align: right; padding: 5px;">20</td> </tr> <tr> <td style="padding: 5px;">4. Private Banks</td> <td style="text-align: right; padding: 5px;">06</td> </tr> <tr> <td style="padding: 5px;">5. Total</td> <td style="text-align: right; padding: 5px; border-top: 1px solid black;">143</td> </tr> </tbody> </table>	Banking Network of the District	Branches	1. Commercial Banks	88	2. Regional Rural Banks	29	3. Co-operative Banks	20	4. Private Banks	06	5. Total	143
Banking Network of the District	Branches												
1. Commercial Banks	88												
2. Regional Rural Banks	29												
3. Co-operative Banks	20												
4. Private Banks	06												
5. Total	143												

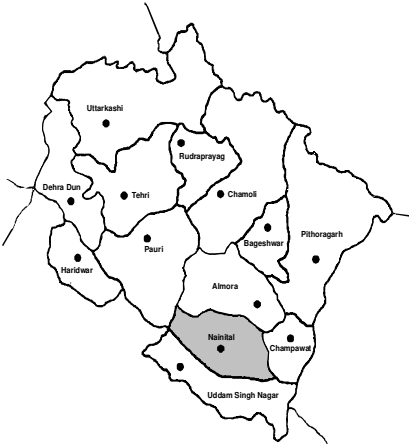
District Credit Plan 2016-17

BAGESHWAR	Lead Bank - State Bank of India												
	No. of Villages - 856												
	<table style="width: 100%; border-collapse: collapse;"> <thead> <tr> <th style="text-align: left; padding: 5px;">Banking Network of the District</th> <th style="text-align: right; padding: 5px;">Branches</th> </tr> </thead> <tbody> <tr> <td style="padding: 5px;">1. Commercial Banks</td> <td style="text-align: right; padding: 5px;">28</td> </tr> <tr> <td style="padding: 5px;">2. Regional Rural Banks</td> <td style="text-align: right; padding: 5px;">14</td> </tr> <tr> <td style="padding: 5px;">3. Co-operative Banks</td> <td style="text-align: right; padding: 5px;">05</td> </tr> <tr> <td style="padding: 5px;">4. Private Banks</td> <td style="text-align: right; padding: 5px;">03</td> </tr> <tr> <td style="padding: 5px;">5. Total</td> <td style="text-align: right; padding: 5px; border-top: 1px solid black;">50</td> </tr> </tbody> </table>	Banking Network of the District	Branches	1. Commercial Banks	28	2. Regional Rural Banks	14	3. Co-operative Banks	05	4. Private Banks	03	5. Total	50
Banking Network of the District	Branches												
1. Commercial Banks	28												
2. Regional Rural Banks	14												
3. Co-operative Banks	05												
4. Private Banks	03												
5. Total	50												


PITHORAGARH	Lead Bank - State Bank of India												
	No. of Villages - 1579												
	<table style="width: 100%; border-collapse: collapse;"> <thead> <tr> <th style="text-align: left; padding: 5px;">Banking Network of the District</th> <th style="text-align: right; padding: 5px;">Branches</th> </tr> </thead> <tbody> <tr> <td style="padding: 5px;">1. Commercial Banks</td> <td style="text-align: right; padding: 5px;">51</td> </tr> <tr> <td style="padding: 5px;">2. Regional Rural Banks</td> <td style="text-align: right; padding: 5px;">30</td> </tr> <tr> <td style="padding: 5px;">3. Co-operative Banks</td> <td style="text-align: right; padding: 5px;">16</td> </tr> <tr> <td style="padding: 5px;">4. Private Banks</td> <td style="text-align: right; padding: 5px;">03</td> </tr> <tr> <td style="padding: 5px;">5. Total</td> <td style="text-align: right; padding: 5px; border-top: 1px solid black;">100</td> </tr> </tbody> </table>	Banking Network of the District	Branches	1. Commercial Banks	51	2. Regional Rural Banks	30	3. Co-operative Banks	16	4. Private Banks	03	5. Total	100
Banking Network of the District	Branches												
1. Commercial Banks	51												
2. Regional Rural Banks	30												
3. Co-operative Banks	16												
4. Private Banks	03												
5. Total	100												


District Credit Plan 2016-17

CHAMPAWAT	Lead Bank - State Bank of India												
	No. of Villages - 638												
	<table style="width: 100%; border-collapse: collapse;"> <thead> <tr> <th style="text-align: left; padding: 5px;">Banking Network of the District</th> <th style="text-align: right; padding: 5px;">Branches</th> </tr> </thead> <tbody> <tr> <td style="padding: 5px;">1. Commercial Banks</td> <td style="text-align: right; padding: 5px;">28</td> </tr> <tr> <td style="padding: 5px;">2. Regional Rural Banks</td> <td style="text-align: right; padding: 5px;">08</td> </tr> <tr> <td style="padding: 5px;">3. Co-operative Banks</td> <td style="text-align: right; padding: 5px;">07</td> </tr> <tr> <td style="padding: 5px;">4. Private Banks</td> <td style="text-align: right; padding: 5px;">06</td> </tr> <tr> <td style="padding: 5px;">5. Total</td> <td style="text-align: right; padding: 5px; border-top: 1px solid black;">49</td> </tr> </tbody> </table>	Banking Network of the District	Branches	1. Commercial Banks	28	2. Regional Rural Banks	08	3. Co-operative Banks	07	4. Private Banks	06	5. Total	49
Banking Network of the District	Branches												
1. Commercial Banks	28												
2. Regional Rural Banks	08												
3. Co-operative Banks	07												
4. Private Banks	06												
5. Total	49												

NAINITAL	Lead Bank - Bank of Baroda												
	No. of Villages - 1075												
	<table style="width: 100%; border-collapse: collapse;"> <thead> <tr> <th style="text-align: left; padding: 5px;">Banking Network of the District</th> <th style="text-align: right; padding: 5px;">Branches</th> </tr> </thead> <tbody> <tr> <td style="padding: 5px;">1. Commercial Banks</td> <td style="text-align: right; padding: 5px;">130</td> </tr> <tr> <td style="padding: 5px;">2. Regional Rural Banks</td> <td style="text-align: right; padding: 5px;">37</td> </tr> <tr> <td style="padding: 5px;">3. Co-operative Banks</td> <td style="text-align: right; padding: 5px;">29</td> </tr> <tr> <td style="padding: 5px;">4. Private Banks</td> <td style="text-align: right; padding: 5px;">28</td> </tr> <tr> <td style="padding: 5px;">5. Total</td> <td style="text-align: right; padding: 5px; border-top: 1px solid black;">224</td> </tr> </tbody> </table>	Banking Network of the District	Branches	1. Commercial Banks	130	2. Regional Rural Banks	37	3. Co-operative Banks	29	4. Private Banks	28	5. Total	224
Banking Network of the District	Branches												
1. Commercial Banks	130												
2. Regional Rural Banks	37												
3. Co-operative Banks	29												
4. Private Banks	28												
5. Total	224												

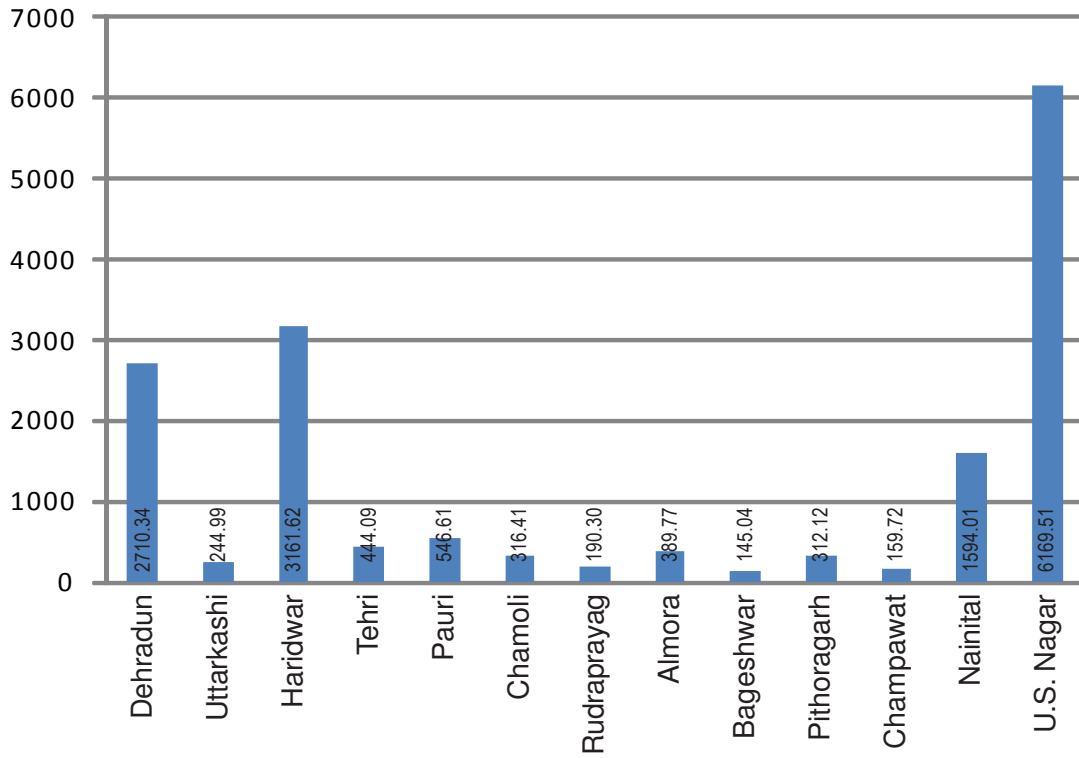
District Credit Plan 2016-17

U. S. NAGAR	Lead Bank - Bank of Baroda												
	No. of Villages - 655												
	<table style="width: 100%; border-collapse: collapse;"> <thead> <tr> <th style="text-align: left; padding: 5px;">Banking Network of the District</th> <th style="text-align: right; padding: 5px;">Branches</th> </tr> </thead> <tbody> <tr> <td style="padding: 5px;">1. Commercial Banks</td> <td style="text-align: right; padding: 5px;">202</td> </tr> <tr> <td style="padding: 5px;">2. Regional Rural Banks</td> <td style="text-align: right; padding: 5px;">20</td> </tr> <tr> <td style="padding: 5px;">3. Co-operative Banks</td> <td style="text-align: right; padding: 5px;">29</td> </tr> <tr> <td style="padding: 5px;">4. Private Banks</td> <td style="text-align: right; padding: 5px;">51</td> </tr> <tr> <td style="padding: 5px;">5. Total</td> <td style="text-align: right; padding: 5px; border-top: 1px solid black;">302</td> </tr> </tbody> </table>	Banking Network of the District	Branches	1. Commercial Banks	202	2. Regional Rural Banks	20	3. Co-operative Banks	29	4. Private Banks	51	5. Total	302
Banking Network of the District	Branches												
1. Commercial Banks	202												
2. Regional Rural Banks	20												
3. Co-operative Banks	29												
4. Private Banks	51												
5. Total	302												

UTTARAKHAND	State Bank of India/Punjab National Bank /Bank of Baroda												
	No. of Villages - 15832												
	<table style="width: 100%; border-collapse: collapse;"> <thead> <tr> <th style="text-align: left; padding: 5px;">Banking Network of the District</th> <th style="text-align: right; padding: 5px;">Branches</th> </tr> </thead> <tbody> <tr> <td style="padding: 5px;">1. Commercial Banks</td> <td style="text-align: right; padding: 5px;">1437</td> </tr> <tr> <td style="padding: 5px;">2. Regional Rural Banks</td> <td style="text-align: right; padding: 5px;">287</td> </tr> <tr> <td style="padding: 5px;">3. Co-operative Banks</td> <td style="text-align: right; padding: 5px;">251</td> </tr> <tr> <td style="padding: 5px;">4. Private Banks</td> <td style="text-align: right; padding: 5px;">175</td> </tr> <tr> <td style="padding: 5px;">5. Total</td> <td style="text-align: right; padding: 5px; border-top: 1px solid black;">2150</td> </tr> </tbody> </table>	Banking Network of the District	Branches	1. Commercial Banks	1437	2. Regional Rural Banks	287	3. Co-operative Banks	251	4. Private Banks	175	5. Total	2150
Banking Network of the District	Branches												
1. Commercial Banks	1437												
2. Regional Rural Banks	287												
3. Co-operative Banks	251												
4. Private Banks	175												
5. Total	2150												

DISTRICTWISE BREAKUP OF ACP - 2016-2017

(₹ in Crores)



Distt.	Amount	ACP %
Dehradun	2710.64	16.54
Uttarkashi	244.99	1.50
Haridwar	3161.62	19.30
Tehri	444.09	2.71
Pauri	546.61	3.34
Chamoli	316.41	1.93
Rudraprayag	190.30	1.16
GARHWAL MANDAL	7614.66	46.47
Almora	389.77	2.38
Bageshwar	145.04	0.89
Pithoragarh	312.12	1.90
Champawat	159.72	0.97
Nainital	1594.01	9.73
U.S. Nagar	6169.51	37.65
KUMAON MANDAL	8770.17	53.53
UTTARAKHAND	16384.83	100.00

ANNUAL CREDIT PLAN

With the over reaching objective of inclusive growth, NABARD prepares Potential Linked Credit Plan (PLPs) for all districts of the State, the Banks and State Govt. work together through the District Credit Committee and mutually draw Annual Credit Plan for all the districts on the basis of Blockwise potential mapped out in the PLPs.

Comparison of Potential Linked Credit Plan & Annual Credit Plan in the Last Three years;

(₹ in Crores)

SECTOR	PLP 14-15	ACP 14-15	PLP 15-16	ACP 15-16	PLP 16-17	ACP 16-17
FARM	6034.76	5911.48	7107.76	6978.55	8718.75	8563.05
NON-FARM	2570.12	2450.17	3084.60	3043.51	4576.42	4450.74
OTHER PRIORITY	4121.95	4143.61	4551.64	4502.06	3230.65	3371.03
SUB-TOTAL	12726.83	12505.26	14744.00	14504.12	16525.82	16384.82
NON-PRIORITY	-	1416.64	-	1790.10	-	1895.86
TOTAL	12726.83	13921.90	14744.00	16314.22	16525.82	18280.68

Under the financial inclusion, the Banks have taken initiative to promote;

- opening of bank branches in unbanked areas.
- enlarging network of banking through Business Correspondent based ICT solutions
- Financial Literacy and Credit Counseling Centres.
- R-SETI (Rural Self Employment and Training Institute)

TARGET ACHIEVED BY BANKS UNDER ANNUAL CREDIT PLANS IN THE LAST THREE YEARS

(₹ in Lacs)

YEAR	TARGET	ACHIEVEMENT	PERCENTAGE
2013-14	1066599	1013479	95%
2014-15	1250526	1040750	83%
2015-16	1452412	1297351	89%

SECTOR WISE PLP PROJECTIONS 2015-16

Name of the State : Uttarakhand

(₹ in Crores)

Sr. No.	Sector	PLP Projections
1.	Crop Loan	5787.38
2.	Water Resources	39.14
3.	Land Development	22.67
4.	Farm Mechanization	420.79
5.	Plantation and Horticulture	179.91
6.	Forestry and Waste Land Development	17.17
7.	AH-Dairy Development	643.81
8.	AH-Poultry Development	110.05
9.	AH-Sheep/Goat/Piggery Development	83.22
10.	Fisheries Development	16.93
11.	Storage Godowns/Market Yards	113.71
12.	Renewable Sources of Energy and Waste Utilization	8.13
13.	Food and Agro Processing	664.70
14.	Others (Agriculture)	611.14
15.	Term Loan for Agriculture (2 to 14)	2931.37
16.	Total Agriculture Credit (Crop Loan and Term Loan)	8718.75
17.	Non Farm Sector - Investment Credit	2709.16
18.	Non Farm Sector - Working Capital	1867.26
19.	NFS - Total	4576.42
20.	Other Priority Sector	3230.65
21.	Grand Total (16+19+20)	16525.82

ANNUAL CREDIT PLAN FOR 2016-17

(₹ IN LACS)

DISTRICTs	Farm Sector	N-Farm Sector	OPS	Total
DEHRADUN	63894	161776	45394	271064
UTTARKASHI	12245	8135	4119	24499
HARDWAR	171117	54670	90375	316162
TEHRI	21255	1104	22050	44409
PAURI	12023	6016	36622	54661
CHAMOLI	10569	4499	16573	31641
RUDRAPRAYAG	5960	530	12540	19030
ALMORA	18555	2617	17805	38977
BAGESHWAR	5973	2317	6214	14504
PITHORAGARH	13430	2125	15657	31212
CHAMPAWAT	6294	4285	5393	15972
NAINITAL	62506	74491	22405	159401
U.S. NAGAR	452484	122509	41958	616951
TOTAL	856305	445074	337105	1638483

ANNUAL CREDIT PLAN FOR 2016-17

TOTAL

(₹ IN LACS)

DISTRICTs	Target 13-14	Target 14-15	Target 15-16	Target 16-17
DEHRADUN	151368	190080	227305	271064
UTTARKASHI	14500	17500	20500	24499
HARDWAR	170674	197915	254520	316162
TEHRI	27273	30250	34788	44409
PAURI	41531	45458	49942	54661
CHAMOLI	23024	25334	28483	31641
RUDRAPRAYAG	13822	15627	17853	19030
TOTAL (GARHWAL)	442192	522164	633391	761466
ALMORA	31861	33705	35749	38977
BAGESHWAR	11779	12412	13158	14504
PITHORAGARH	25879	27561	29095	31212
CHAMPAWAT	13773	11945	14142	15972
NAINITAL	116952	135329	149356	159401
U.S. NAGAR	424163	507410	577522	616951
TOTAL (KUMAON)	624407	728362	819022	877017
G. TOTAL	1066599	1250526	1452413	1638483

ANNUAL CREDIT PLAN FOR 2016-17

FARM SECTOR

(₹ IN LACS)

DISTRICTs	Target 13-14	Target 14-15	Target 15-16	Target 16-17
DEHRADUN	31117	39178	46708	63894
UTTARKASHI	6960	8400	9834	12245
HARDWAR	86622	100690	135934	171117
TEHRI	10960	12134	13915	21255
PAURI	9323	10172	11290	12023
CHAMOLI	6470	7139	7728	10569
RUDRAPRAYAG	3913	4314	4947	5960
TOTAL (GARHWAL)	155365	182027	230356	297063
ALMORA	10699	12484	12688	18555
BAGESHWAR	3898	4183	5218	5973
PITHORAGARH	9896	11161	12060	13430
CHAMPAWAT	4107	4365	5067	6294
NAINITAL	33976	41389	51866	62506
U.S. NAGAR	267834	335539	380600	452484
TOTAL (KUMAON)	330410	409121	467499	559242
G. TOTAL	485775	591148	697855	856305

ANNUAL CREDIT PLAN FOR 2016-17

NON - FARM SECTOR

(₹ IN LACS)

DISTRICTs	Target 13-14	Target 14-15	Target 15-16	Target 16-17
DEHRADUN	46915	49467	78657	161776
UTTARKASHI	290	348	414	8135
HARDWAR	29237	36809	45998	54670
TEHRI	1118	1244	1044	1104
PAURI	4936	5493	5649	6016
CHAMOLI	1070	1190	1882	4499
RUDRAPRAYAG	459	518	591	530
TOTAL (GARHWAL)	84025	95069	134235	236730
ALMORA	1937	2262	2489	2617
BAGESHWAR	2159	2282	1609	2317
PITHORAGARH	1941	1986	1986	2125
CHAMPAWAT	911	930	1065	4285
NAINITAL	26112	35076	37195	74491
U.S. NAGAR	97768	107411	125772	122509
TOTAL (KUMAON)	130828	149947	170116	208344
G. TOTAL	214853	245016	304351	445074

ANNUAL CREDIT PLAN FOR 2016-17

OTHER PRIORITY SECTOR

(₹ IN LACS)

DISTRICTs	Target 13-14	Target 14-15	Target 15-16	Target 16-17
DEHRADUN	73336	101434	101940	45394
UTTARKASHI	7250	8752	10252	4119
HARDWAR	54815	60416	72588	90375
TEHRI	15195	16872	19829	22050
PAURI	27272	29792	33003	36622
CHAMOLI	15484	17005	18873	16573
RUDRAPRAYAG	9450	10795	12315	12540
TOTAL (GARHWAL)	202802	245066	268800	227673
ALMORA	19225	18960	20572	17805
BAGESHWAR	5722	5947	6330	6214
PITHORAGARH	14042	14414	15049	15657
CHAMPAWAT	8755	6650	8010	5393
NAINITAL	56864	58864	60295	22405
U.S. NAGAR	58561	64460	71150	41958
TOTAL (KUMAON)	163169	169295	181406	109432
G. TOTAL	365971	414361	450206	337105

DISTRICT CREDIT PLAN 2016 - 2017

DEHRADUN

(₹ IN LACS)

S. No.	Name of the Bank	No. of Brs.	FARM SECTOR			Non-Farm Sector	Other Priority	TOTAL	Non Priority Sector	TOTAL
			CROP Targets	TERM Targets	TOTAL Targets					
1	State Bank of India	78	5793	8558	14351	28130	5184	47666	3860	51526
2	Punjab National Bank	77	5970	8819	14789	26107	5308	46204	3809	50013
3	Bank of Baroda	20	1141	1687	2828	13187	1941	17957	611	18568
A	Total Lead Banks	175	12904	19064	31968	67425	12433	111826	8281	120107
4	Oriental Bank of Comm.	32	1472	2175	3647	7895	3712	15254	1196	16450
5	Union Bank of India	23	1122	1658	2780	15383	5037	23200	898	24097
6	Canara Bank	23	600	886	1486	33297	1610	36393	3012	39405
7	Central Bank of India	14	412	608	1020	11840	1197	14058	682	14740
8	Punjab & Sind Bank	20	595	879	1474	5012	2638	9124	1095	10219
9	Allahabad Bank	11	336	496	832	2387	771	3990	885	4875
10	UCO Bank	20	499	737	1236	1144	630	3010	577	3586
11	Indian Overseas Bank	12	444	655	1099	3957	2144	7201	246	7447
12	State Bank of Patiala	7	144	213	357	1054	1116	2527	291	2818
13	Bank of India	8	195	289	484	940	639	2062	61	2124
14	Syndicate Bank	13	53	77	130	472	792	1394	304	1698
15	Vijaya Bank	3	32	47	79	599	220	898	72	970
16	Corporation Bank	13	93	137	230	541	542	1313	432	1745
17	Andhra Bank	4	22	32	54	753	413	1220	27	1247
18	Indian Bank	3	58	88	146	460	410	1016	313	1330
19	United Bank of India	3	23	33	56	1668	459	2183	261	2444
20	State Bank of B & J	1	20	30	50	317	264	631	179	810
21	Bank of Maharashtra	1	15	22	37	240	270	547	99	645
22	Dena Bank	5	139	206	345	208	229	782	448	1230
23	IDBI Bank	8	107	158	265	187	344	795	380	1175
24	State Bank of Hyderabad	1	36	53	89	118	103	310	158	467
B	Total Non-Lead Banks	225	6417	9479	15896	88470	23542	127908	11614	139522
C	Total N. Banks (A+B)	400	19321	28543	47864	155895	35975	239735	19894	259629
25	Uttarakhand G.B	44	2111	3119	5230	1103	1892	8225	753	8978
26	U.P. Gramin Bank	0	0	0	0	0	0	0	0	0
D	Total R.R.B.	44	2111	3119	5230	1103	1892	8225	753	8978
27	Co-operative Bank	20	3472	5129	8601	87	5864	14552	1287	15839
E	Total Cooperative	20	3472	5129	8601	87	5864	14552	1287	15839
F	Total (C+D+E)	464	24904	36791	61695	157085	43732	262511	21935	284446
28	Nainital Bank	10	130	192	322	495	375	1192	72	1264
29	Axis Bank	7	157	232	389	838	268	1494	225	1719
30	ICICI Bank	9	124	183	307	1187	240	1735	659	2394
31	HDFC Bank	6	180	266	446	1132	303	1881	272	2153
32	The J & K Bank	1	25	38	63	131	63	257	81	338
33	Fedral Bank Ltd	1	28	42	70	112	56	238	72	310
34	IndusInd Bank	1	44	65	109	128	53	290	86	377
35	The Karnataka Bank	1	28	42	70	63	60	193	86	279
36	The South Indian Bank Ltd	1	28	41	69	64	31	164	74	238
37	ING Vasya	2	27	40	67	31	21	119	79	198
38	Standard Chartered Bank	1	0	0	0	51	22	74	42	116
39	Yes Bank	3	34	50	84	123	35	242	42	284
40	Kotak Mahinda	2	46	68	114	124	15	253	31	284
41	Bhartiya Mahila Bank	1	36	53	89	103	89	281	158	438
42	Bandhan Bank	1	0	0	0	110	31	141	1	142
G	Total Private Bank	47	887	1312	2199	4692	1662	8553	1981	10534
H	Total All Bank (F+G)	511	25791	38103	63894	161776	45394	271064	23916	294980

DISTRICT CREDIT PLAN 2016 - 2017

UTTARKASHI

(₹ IN LACS)

S. No.	Name of the Bank	No. of Brs.	FARM SECTOR			Non-Farm Sector	Other Priority	TOTAL	Non Priority Sector	TOTAL
			CROP	TERM	TOTAL					
			Targets	Targets	Targets					
1	State Bank of India	17	2781	892	3673	2441	1236	7350	1612	8962
2	Punjab National Bank	10	1560	278	1838	1220	618	3676	806	4482
3	Bank of Baroda	1	191	54	245	163	82	490	107	597
A	Total Lead Banks	28	4532	1224	5756	3824	1936	11516	2525	14041
4	Oriental Bank of Comm.	1	191	54	245	163	82	490	107	597
5	Union Bank of India	3	441	125	566	374	193	1133	169	1302
6	Canara Bank	1	191	54	245	163	82	490	107	597
7	Central Bank of India	1	191	54	245	163	82	490	107	597
8	Punjab & Sind Bank	0	0	0	0	0	0	0	0	0
9	Allahabad Bank	1	191	54	245	163	82	490	107	597
10	UCO Bank	1	95	27	122	81	42	245	54	299
11	Indian Overseas Bank	0	0	0	0	0	0	0	0	0
12	State Bank of Patiala	1	191	54	245	163	82	490	107	597
13	Bank of India	0	0	0	0	0	0	0	0	0
14	Syndicate Bank	1	18	5	23	15	7	45	50	95
15	Vijaya Bank	0	0	0	0	0	0	0	0	0
16	Corporation Bank	0	0	0	0	0	0	0	0	0
17	Andhra bank	0	0	0	0	0	0	0	0	0
18	Indian Bank	0	0	0	0	0	0	0	0	0
19	United Bank of India	0	0	0	0	0	0	0	0	0
20	State Bank of B & J	0	0	0	0	0	0	0	0	0
21	Bank of Maharashtra	0	0	0	0	0	0	0	0	0
22	Dena Bank	0	0	0	0	0	0	0	0	0
23	IDBI Bank	1	191	54	245	163	82	490	107	597
24	State Bank of Hyderabad	0	0	0	0	0	0	0	0	0
B	Total Non-Lead Banks	11	1700	481	2181	1448	734	4363	915	5278
C	Total N. Banks (A+B)	39	6232	1705	7937	5272	2670	15879	3440	19319
25	Uttarakhand G.B	7	955	269	1224	814	412	2450	537	2987
26	U.P. Gramin Bank	0	0	0	0	0	0	0	0	0
D	Total R.R.B.	7	955	269	1224	814	412	2450	537	2987
27	Co-operative Bank	17	2406	678	3084	2049	1037	6170	1393	7563
E	Total Cooperative	17	2406	678	3084	2049	1037	6170	1393	7563
F	Total (C+D+E)	63	9593	2652	12245	8135	4119	24499	5370	29869
28	Nainital Bank	0	0	0	0	0	0	0	0	0
29	Axis Bank	0	0	0	0	0	0	0	0	0
30	ICICI bank	0	0	0	0	0	0	0	0	0
31	HDFC Bank	0	0	0	0	0	0	0	0	0
32	The J & K Bank	0	0	0	0	0	0	0	0	0
33	Fedral Bank Ltd	0	0	0	0	0	0	0	0	0
34	IndusInd Bank	0	0	0	0	0	0	0	0	0
35	The Karnataka bank	0	0	0	0	0	0	0	0	0
36	The South Indian Bank Ltd	0	0	0	0	0	0	0	0	0
37	ING Vasya	0	0	0	0	0	0	0	0	0
38	Standard Chartered Bank	0	0	0	0	0	0	0	0	0
39	Yes Bank	0	0	0	0	0	0	0	0	0
40	Kotak Mahinda	0	0	0	0	0	0	0	0	0
41	Bhartiya Mahila Bank	0	0	0	0	0	0	0	0	0
42	Bandhan Bank	0	0	0	0	0	0	0	0	0
G	Total Private Bank	0	0	0	0	0	0	0	0	0
H	Total All Bank (F+G)	63	9593	2652	12245	8135	4119	24499	5370	29869

DISTRICT CREDIT PLAN 2016 - 2017

HARIDWAR

(₹ IN LACS)

S. No.	Name of the Bank	No. of Brs.	FARM SECTOR			Non-Farm Sector	Other Priority	TOTAL	Non Priority Sector	TOTAL
			CROP	TERM	TOTAL					
			Targets	Targets	Targets					
1	State Bank of India	34	35265	3918	39183	11605	14534	65322	21250	86572
2	Punjab National Bank	48	37331	4148	41479	14609	13936	70024	25450	95474
3	Bank of Baroda	8	805	90	895	970	3079	4944	2201	7145
A	Total Lead Banks	90	73401	8156	81557	27184	31549	140290	48901	189191
4	Oriental Bank of Comm.	17	11515	1280	12795	4492	8003	25290	5016	30306
5	Union Bank of India	8	1641	182	1823	1659	4525	8007	2033	10040
6	Canara Bank	10	847	94	941	1887	4025	6853	1395	8248
7	Central Bank of India	5	1146	127	1273	2744	4014	8031	2361	10392
8	Punjab & Sind Bank	5	2000	222	2222	1147	2015	5384	1452	6836
9	Allahabad Bank	3	667	74	741	742	3590	5073	1766	6839
10	UCO Bank	4	460	51	511	360	1191	2062	688	2750
11	Indian Overseas Bank	16	10084	1120	11204	2755	5561	19520	3240	22760
12	State Bank of Patiala	3	125	14	139	643	2057	2839	1211	4050
13	Bank of India	5	156	17	173	1411	2057	3641	1395	5036
14	Syndicate Bank	6	667	74	741	1253	4032	6026	2520	8546
15	Vijaya Bank	2	138	15	153	727	1196	2076	1005	3081
16	Corporation Bank	1	153	17	170	352	865	1387	618	2005
17	Andhra Bank	2	91	10	101	651	966	1718	714	2432
18	Indian Bank	3	913	102	1015	907	1432	3354	1450	4804
19	United Bank of India	2	175	20	195	522	676	1393	615	2008
20	State Bank of B & J	1	85	10	95	483	708	1286	375	1661
21	Bank of Maharashtra	2	175	20	195	302	823	1320	780	2100
22	Dena Bank	2	175	20	195	284	645	1124	300	1424
23	IDBI Bank	4	178	20	198	221	817	1236	400	1636
24	State Bank of Hyderabad	1	175	20	195	77	30	302	105	407
B	Total Non-Lead Banks	102	31566	3509	35075	23619	49228	107922	29439	137361
C	Total N. Banks (A+B)	192	104967	11665	116632	50803	80777	248212	78340	326552
25	Uttarakhand G.B	15	1426	158	1584	694	709	2987	50	3037
26	U.P. Gramin Bank	1	795	88	883	10	90	983	25	1008
D	Total R.R.B.	16	2221	246	2467	704	799	3970	75	4045
27	Co-operative Bank	23	43036	4782	47818	467	2901	51186	1650	52836
E	Total Cooperative	23	43036	4782	47818	467	2901	51186	1650	52836
F	Total (C+D+E)	231	150224	16693	166917	51974	84477	303368	80065	383433
28	Nainital Bank	3	810	90	900	717	1210	2827	785	3612
29	Axis Bank	3	1371	152	1523	446	1689	3658	750	4408
30	ICICI Bank	3	688	77	765	579	1668	3012	725	3737
31	HDFC Bank	2	688	77	765	508	612	1885	265	2150
32	The J & K Bank	0	0	0	0	0	0	0	0	0
33	Fedral Bank Ltd	0	0	0	0	0	0	0	0	0
34	IndusInd Bank	0	0	0	0	0	0	0	0	0
35	The Karnataka Bank	2	76	9	85	346	619	1050	900	1950
36	The South Indian Bank Ltd	0	0	0	0	0	0	0	0	0
37	ING Vasya	0	0	0	0	0	0	0	0	0
38	Standard Chartered Bank	0	0	0	0	0	0	0	0	0
39	Yes Bank	1	73	8	81	50	50	181	50	231
40	Kotak Mahinda	0	0	0	0	0	0	0	0	0
41	Bhartiya Mahila Bank	2	73	8	81	50	50	181	50	231
42	Bandhan Bank	0	0	0	0	0	0	0	0	0
G	Total Private Bank	16	3779	421	4200	2696	5898	12794	3525	16319
H	Total All Bank (F+G)	247	154003	17114	171117	54670	90375	316162	83590	399752

DISTRICT CREDIT PLAN 2016 - 2017

TEHRI

(₹ IN LACS)

S. No.	Name of the Bank	No. of Brs.	FARM SECTOR			Non-Farm Sector	Other Priority	TOTAL	Non Priority Sector	TOTAL
			CROP	TERM	TOTAL					
			Targets	Targets	Targets					
1	State Bank of India	31	1602	2403	4005	340	8010	12355	2964	15319
2	Punjab National Bank	14	916	1124	2040	90	1840	3970	868	4838
3	Bank of Baroda	2	10	10	20	5	70	95	24	119
A	Total Lead Banks	47	2528	3537	6065	435	9920	16420	3856	20276
4	Oriental Bank of Comm.	1	10	10	20	15	290	325	81	406
5	Union Bank of India	8	842	1028	1870	90	1680	3640	760	4400
6	Canara Bank	4	258	552	810	35	640	1485	246	1731
7	Central Bank of India	2	45	45	90	10	180	280	67	347
8	Punjab & Sind Bank	0	0	0	0	0	0	0	0	0
9	Allahabad Bank	1	12	13	25	0	40	65	13	78
10	UCO Bank	1	0	0	0	0	40	40	10	50
11	Indian Overseas Bank	1	0	0	0	5	260	265	66	331
12	State Bank of Patiala	1	0	0	0	0	60	60	15	75
13	Bank of India	2	30	30	60	10	385	455	110	565
14	Syndicate Bank	2	10	10	20	5	110	135	34	169
15	Vijaya Bank	0	0	0	0	0	0	0	0	0
16	Corporation Bank	0	0	0	0	0	0	0	0	0
17	Andhra bank	0	0	0	0	0	0	0	0	0
18	Indian Bank	0	0	0	0	0	0	0	0	0
19	United Bank of India	0	0	0	0	0	0	0	0	0
20	State Bank of B & J	0	0	0	0	0	0	0	0	0
21	Bank of Maharashtra	1	0	0	0	0	60	60	15	75
22	Dena Bank	0	0	0	0	0	0	0	0	0
23	IDBI Bank	1	40	40	80	10	110	200	45	245
24	State Bank of Hyderabad	0	0	0	0	0	0	0	0	0
B	Total Non-Lead Banks	25	1247	1728	2975	180	3855	7010	1462	8472
C	Total N. Banks (A+B)	72	3775	5265	9040	615	13775	23430	5318	28748
25	Uttarakhand G.B	20	2555	2455	5010	150	2630	7790	1455	9245
26	U.P. Gramin Bank	0	0	0	0			0		0
D	Total R.R.B.	20	2555	2455	5010	150	2630	7790	1455	9245
27	Co-operative Bank	31	4323	2882	7205	339	5525	13069	2843	15912
E	Total Cooperative	31	4323	2882	7205	339	5525	13069	2843	15912
F	Total (C+D+E)	123	10653	10602	21255	1104	21930	44289	9616	53905
28	Nainital Bank	2	0	0	0	0	60	60	15	75
29	Axis Bank	0	0	0	0	0	0	0	0	0
30	ICICI bank	0	0	0	0	0	0	0	0	0
31	HDFC Bank	1	0	0	0	0	60	60	15	75
32	The J & K Bank	0	0	0	0	0	0	0	0	0
33	Fedral Bank Ltd	0	0	0	0	0	0	0	0	0
34	IndusInd Bank	0	0	0	0	0	0	0	0	0
35	The Karnataka bank	0	0	0	0	0	0	0	0	0
36	The South Indian Bank Ltd	0	0	0	0	0	0	0	0	0
37	ING Vasya	0	0	0	0	0	0	0	0	0
38	Standard Chartered Bank	0	0	0	0	0	0	0	0	0
39	Yes Bank	0	0	0	0	0	0	0	0	0
40	Kotak Mahinda	0	0	0	0	0	0	0	0	0
41	Bhartiya Mahila Bank	0	0	0	0	0	0	0	0	0
42	Bandhan Bank	0	0	0	0	0	0	0	0	0
G	Total Private Bank	3	0	0	0	0	120	120	30	150
H	Total All Bank (F+G)	126	10653	10602	21255	1104	22050	44409	9646	54055

DISTRICT CREDIT PLAN 2016 - 2017

PAURI

(₹ IN LACS)

S. No.	Name of the Bank	No. of Brs.	FARM SECTOR			Non-Farm Sector	Other Priority	TOTAL	Non Priority Sector	TOTAL
			CROP Targets	TERM Targets	TOTAL Targets					
1	State Bank of India	48	1118	1500	2618	1122	10218	13958	5272	19230
2	Punjab National Bank	20	650	770	1420	1797	3780	6997	1757	8754
3	Bank of Baroda	3	14	22	36	225	363	624	298	922
A	Total Lead Banks	71	1782	2292	4074	3144	14361	21579	7327	28906
4	Oriental Bank of Comm.	2	32	26	58	126	453	637	175	812
5	Union Bank of India	4	80	44	124	192	923	1239	469	1708
6	Canara Bank	13	404	510	914	444	1998	3356	1405	4761
7	Central Bank of India	3	32	20	52	103	806	961	352	1313
8	Punjab & Sind Bank	2	16	13	29	38	688	755	117	872
9	Allahabad Bank	3	85	26	111	82	1071	1264	351	1615
10	UCO Bank	2	11	13	24	11	335	370	59	429
11	Indian Overseas Bank	2	11	26	37	27	571	635	175	810
12	State Bank of Patiala	2	11	13	24	17	247	288	75	363
13	Bank of India	5	150	204	354	192	955	1501	532	2033
14	Syndicate Bank	4	42	32	74	49	423	546	351	897
15	Vijaya Bank	0	0	0	0	0	0	0	0	0
16	Corporation Bank	0	0	0	0	0	0	0	0	0
17	Andhra Bank	1	8	13	21	23	364	408	91	499
18	Indian Bank	0	0	0	0	0	0	0	0	0
19	United Bank of India	0	0	0	0	0	0	0	0	0
20	State Bank of B & J	0	0	0	0	0	0	0	0	0
21	Bank of Maharashtra	0	0	0	0	0	0	0	0	0
22	Dena Bank	0	0	0	0	0	0	0	0	0
23	IDBI Bank	2	11	6	17	28	224	269	117	386
24	State Bank of Hyderabad	0	0	0	0	0	0	0	0	0
B	Total Non-Lead Banks	45	893	946	1839	1332	9058	12229	4269	16498
C	Total N. Banks (A+B)	116	2675	3238	5913	4476	23419	33808	11596	45404
25	Uttarakhand G.B	41	1550	1983	3533	889	5180	9602	1757	11359
26	U.P. Gramin Bank	0	0	0	0	0	0	0	0	0
D	Total R.R.B.	41	1550	1983	3533	889	5180	9602	1757	11359
27	Co-operative Bank	24	970	1364	2334	458	5855	8647	4686	13333
E	Total Cooperative	24	970	1364	2334	458	5855	8647	4686	13333
F	Total (C+D+E)	181	5195	6585	11780	5823	34454	52057	18039	70096
28	Nainital Bank	3	58	128	186	120	1043	1349	588	1937
29	Axis Bank	1	6	3	9	11	217	237	117	354
30	ICICI Bank	3	11	13	24	31	454	509	176	685
31	HDFC Bank	2	11	13	24	31	454	509	176	685
32	The J & K Bank	0	0	0	0	0	0	0	0	0
33	Fedral Bank Ltd	0	0	0	0	0	0	0	0	0
34	IndusInd Bank	0	0	0	0	0	0	0	0	0
35	The Karnataka Bank	0	0	0	0	0	0	0	0	0
36	The South Indian Bank Ltd	0	0	0	0	0	0	0	0	0
37	ING Vasya	0	0	0	0	0	0	0	0	0
38	Standard Chartered Bank	0	0	0	0	0	0	0	0	0
39	Yes Bank	0	0	0	0	0	0	0	0	0
40	Kotak Mahinda	0	0	0	0	0	0	0	0	0
41	Bhartiya Mahila Bank	0	0	0	0	0	0	0	0	0
42	Bandhan Bank	0	0	0	0	0	0	0	0	0
G	Total Private Bank	9	86	157	243	193	2168	2604	1057	3661
H	Total All Bank (F+G)	190	5281	6742	12023	6016	36622	54661	19096	73757

DISTRICT CREDIT PLAN 2016 - 2017

CHAMOLI

(₹ IN LACS)

S. No.	Name of the Bank	No. of Brs.	FARM SECTOR			Non-Farm Sector	Other Priority	TOTAL	Non Priority Sector	TOTAL
			CROP	TERM	TOTAL					
			Targets	Targets	Targets					
1	State Bank of India	25	920	892	1812	1291	5800	8903	860	9763
2	Punjab National Bank	10	193	190	383	287	878	1548	276	1824
3	Bank of Baroda	2	18	10	28	71	220	319	82	401
A	Total Lead Banks	37	1131	1092	2223	1649	6898	10770	1218	11988
4	Oriental Bank of Comm.	1	9	5	14	48	110	172	72	244
5	Union Bank of India	3	13	15	28	107	220	355	82	437
6	Canara Bank	2	8	0	8	48	44	100	61	161
7	Central Bank of India	2	18	10	28	96	220	344	82	426
8	Punjab & Sind Bank	1	9	5	14	71	132	217	61	278
9	Allahabad Bank	2	9	5	14	48	110	172	72	244
10	UCO Bank	1	7	0	7	48	16	71	61	132
11	Indian Overseas Bank	2	9	5	14	71	132	217	61	278
12	State Bank of Patiala	1	9	5	14	71	132	217	61	278
13	Bank of India	1	9	5	14	71	110	195	72	267
14	Syndicate Bank	2	9	5	14	72	132	218	61	279
15	Vijaya Bank	0	0	0	0	0	0	0	0	0
16	Corporation Bank	0	0	0	0	0	0	0	0	0
17	Andhra bank	0	0	0	0	0	0	0	0	0
18	Indian Bank	0	0	0	0	0	0	0	0	0
19	United Bank of India	0	0	0	0	0	0	0	0	0
20	State Bank of B & J	0	0	0	0	0	0	0	0	0
21	Bank of Maharashtra	0	0	0	0	0	0	0	0	0
22	Dena Bank	0	0	0	0	0	0	0	0	0
23	IDBI Bank	1	9	5	14	48	110	172	72	244
24	State Bank of Hyderabad	0	0	0	0	0	0	0	0	0
B	Total Non-Lead Banks	19	118	65	183	799	1468	2450	818	3268
C	Total N. Banks (A+B)	56	1249	1157	2406	2448	8366	13220	2036	15256
25	Uttarakhand G.B	13	1410	1230	2640	1195	1668	5503	614	6117
26	U.P. Gramin Bank	0	0	0	0	0	0	0	0	0
D	Total R.R.B.	13	1410	1230	2640	1195	1668	5503	614	6117
27	Co-operative Bank	20	2845	2650	5495	748	6319	12562	278	12840
E	Total Cooperative	20	2845	2650	5495	748	6319	12562	278	12840
F	Total (C+D+E)	89	5504	5037	10541	4391	16353	31285	2928	34213
28	Nainital Bank	2	18	10	28	108	220	356	72	428
29	Axis Bank	0	0	0	0	0	0	0	0	0
30	ICICI bank	0	0	0	0	0	0	0	0	0
31	HDFC Bank	0	0	0	0	0	0	0	0	0
32	The J & K Bank	0	0	0	0	0	0	0	0	0
33	Fedral Bank Ltd	0	0	0	0	0	0	0	0	0
34	IndusInd Bank	0	0	0	0	0	0	0	0	0
35	The Karnataka bank	0	0	0	0	0	0	0	0	0
36	The South Indian Bank Ltd	0	0	0	0	0	0	0	0	0
37	ING Vasya	0	0	0	0	0	0	0	0	0
38	Standard Chartered Bank	0	0	0	0	0	0	0	0	0
39	Yes Bank	0	0	0	0	0	0	0	0	0
40	Kotak Mahinda	0	0	0	0	0	0	0	0	0
41	Bhartiya Mahila Bank	0	0	0	0	0	0	0	0	0
42	Bandhan Bank	0	0	0	0	0	0	0	0	0
G	Total Private Bank	2	18	10	28	108	220	356	72	428
H	Total All Bank (F+G)	91	5522	5047	10569	4499	16573	31641	3000	34641

DISTRICT CREDIT PLAN 2016 - 2017

RUDRAPRAYAG

(₹ IN LACS)

S. No.	Name of the Bank	No. of Brs.	FARM SECTOR			Non-Farm Sector	Other Priority	TOTAL	Non Priority Sector	TOTAL
			CROP Targets	TERM Targets	TOTAL Targets					
1	State Bank of India	15	1200	500	1700	150	3700	5550	2200	7750
2	Punjab National Bank	6	400	200	600	60	1260	1920	90	2010
3	Bank of Baroda	1	100	20	120	10	250	380	30	410
A	Total Lead Banks	22	1700	720	2420	220	5210	7850	2320	10170
4	Oriental Bank of Comm.	1	100	20	120	10	250	380	30	410
5	Union Bank of India	3	150	60	210	30	500	740	40	780
6	Canara Bank	1	100	20	120	10	220	350	20	370
7	Central Bank of India	0	0	0	0	0	0	0	0	0
8	Punjab & Sind Bank	1	100	20	120	10	220	350	20	370
9	Allahabad Bank	1	100	20	120	10	220	350	20	370
10	UCO Bank	1	100	20	120	10	220	350	20	370
11	Indian Overseas Bank	1	100	20	120	10	220	350	20	370
12	State Bank of Patiala	1	100	20	120	10	250	380	30	410
13	Bank of India	1	100	20	120	10	250	380	30	410
14	Syndicate Bank	1	100	20	120	10	250	380	30	410
15	Vijaya Bank	0	0	0	0	0	0	0	0	0
16	Corporation Bank	0	0	0	0	0	0	0	0	0
17	Andhra Bank	0	0	0	0	0	0	0	0	0
18	Indian Bank	0	0	0	0	0	0	0	0	0
19	United Bank of India	0	0	0	0	0	0	0	0	0
20	State Bank of B & J	0	0	0	0	0	0	0	0	0
21	Bank of Maharashtra	0	0	0	0	0	0	0	0	0
22	Dena Bank	0	0	0	0	0	0	0	0	0
23	IDBI Bank	1	100	20	120	10	250	380	30	410
24	State Bank of Hyderabad	0	0	0	0	0	0	0	0	0
B	Total Non-Lead Banks	13	1150	260	1410	130	2850	4390	290	4680
C	Total N. Banks (A+B)	35	2850	980	3830	350	8060	12240	2610	14850
25	Uttarakhand G.B	8	600	200	800	70	1740	2610	160	2770
26	U.P. Gramin Bank	0	0	0	0	0	0	0	0	0
D	Total R.R.B.	8	600	200	800	70	1740	2610	160	2770
27	Co-operative Bank	10	1150	60	1210	100	2490	3800	160	3960
E	Total Cooperative	10	1150	60	1210	100	2490	3800	160	3960
F	Total (C+D+E)	53	4600	1240	5840	520	12290	18650	2930	21580
28	Nainital Bank	1	100	20	120	10	250	380	40	420
29	Axis Bank	0	0	0	0	0	0	0	0	0
30	ICICI Bank	0	0	0	0	0	0	0	0	0
31	HDFC Bank	0	0	0	0	0	0	0	0	0
32	The J & K Bank	0	0	0	0	0	0	0	0	0
33	Fedral Bank Ltd	0	0	0	0	0	0	0	0	0
34	IndusInd Bank	0	0	0	0	0	0	0	0	0
35	The Karnataka Bank	0	0	0	0	0	0	0	0	0
36	The South Indian Bank Ltd	0	0	0	0	0	0	0	0	0
37	ING Vasya	0	0	0	0	0	0	0	0	0
38	Standard Chartered Bank	0	0	0	0	0	0	0	0	0
39	Yes Bank	0	0	0	0	0	0	0	0	0
40	Kotak Mahinda	0	0	0	0	0	0	0	0	0
41	Bhartiya Mahila Bank	0	0	0	0	0	0	0	0	0
42	Bandhan Bank	0	0	0	0	0	0	0	0	0
G	Total Private Bank	1	100	20	120	10	250	380	40	420
H	Total All Bank (F+G)	54	4700	1260	5960	530	12540	19030	2970	22000

DISTRICT CREDIT PLAN 2016 - 2017

ALMORA

(₹ IN LACS)

S. No.	Name of the Bank	No. of Brs.	FARM SECTOR			Non-Farm Sector	Other Priority	TOTAL	Non Priority Sector	TOTAL
			CROP	TERM	TOTAL					
			Targets	Targets	Targets					
1	State Bank of India	39	3029	1812	4841	804	6681	12326	1200	13526
2	Punjab National Bank	10	475	423	898	182	654	1734	600	2334
3	Bank of Baroda	6	155	217	372	133	535	1040	300	1340
A	Total Lead Banks	55	3659	2452	6111	1119	7870	15100	2100	17200
4	Oriental Bank of Comm.	3	235	162	397	66	440	902	100	1002
5	Union Bank of India	3	95	174	269	55	380	704	50	754
6	Canara Bank	8	628	197	825	122	583	1529	80	1609
7	Central Bank of India	3	232	235	467	82	381	930	70	1000
8	Punjab & Sind Bank	0	0	0	0	0	0	0	0	0
9	Allahabad Bank	1	46	63	109	58	214	382	40	422
10	UCO Bank	4	278	166	444	92	430	967	80	1047
11	Indian Overseas Bank	1	20	13	33	10	40	83	20	103
12	State Bank of Patiala	1	30	23	53	36	191	280	30	310
13	Bank of India	2	43	54	97	66	303	466	80	546
14	Syndicate Bank	1	26	17	43	10	44	98	20	118
15	Vijaya Bank	0	0	0	0	0	0	0	0	0
16	Corporation Bank	1	30	14	44	15	46	104	20	124
17	Andhra bank	0	0	0	0	0	0	0	0	0
18	Indian Bank	1	30	24	54	24	181	259	20	279
19	United Bank of India	0	0	0	0	0	0	0	0	0
20	State Bank of B & J	0	0	0	0	0	0	0	0	0
21	Bank of Maharashtra	0	0	0	0	0	0	0	0	0
22	Dena Bank	1	10	13	23	10	40	73	20	93
23	IDBI Bank	3	60	29	89	38	184	311	50	361
24	State Bank of Hyderabad	0	0	0	0	0	0	0	0	0
B	Total Non-Lead Banks	33	1763	1184	2947	683	3456	7086	680	7766
C	Total N. Banks (A+B)	88	5422	3636	9058	1802	11326	22186	2780	24966
25	Uttarakhand G.B	29	1484	799	2283	461	3155	5899	1000	6899
26	U.P. Gramin Bank	0	0	0	0	0	0	0	0	0
D	Total R.R.B.	29	1484	799	2283	461	3155	5899	1000	6899
27	Co-operative Bank	20	2947	3803	6750	268	2390	9407	1000	10407
E	Total Cooperative	20	2947	3803	6750	268	2390	9407	1000	10407
F	Total (C+D+E)	137	9853	8238	18091	2530	16870	37491	4780	42271
28	Nainital Bank	4	163	247	410	51	741	1201	100	1301
29	Axis Bank	0	0	0	0	0	0	0	0	0
30	ICICI bank	1	18	12	30	18	97	145	20	165
31	HDFC Bank	1	15	9	24	18	97	139	20	159
32	The J & K Bank	0	0	0	0	0	0	0	0	0
33	Fedral Bank Ltd	0	0	0	0	0	0	0	0	0
34	IndusInd Bank	0	0	0	0	0	0	0	0	0
35	The Karnataka bank	0	0	0	0	0	0	0	0	0
36	The South Indian Bank Ltd	0	0	0	0	0	0	0	0	0
37	ING Vasya	0	0	0	0	0	0	0	0	0
38	Standard Chartered Bank	0	0	0	0	0	0	0	0	0
39	Yes Bank	0	0	0	0	0	0	0	0	0
40	Kotak Mahinda	0	0	0	0	0	0	0	0	0
41	Bhartiya Mahila Bank	0	0	0	0	0	0	0	0	0
42	Bandhan Bank	0	0	0	0	0	0	0	0	0
G	Total Private Bank	6	196	268	464	87	935	1485	140	1625
H	Total All Bank (F+G)	143	10049	8506	18555	2617	17805	38977	4920	43897

DISTRICT CREDIT PLAN 2016 - 2017

BAGESHWAR

(₹ IN LACS)

S. No.	Name of the Bank	No. of Brs.	FARM SECTOR			Non-Farm Sector	Other Priority	TOTAL	Non Priority Sector	TOTAL
			CROP	TERM	TOTAL					
			Targets	Targets	Targets					
1	State Bank of India	11	507	723	1230	1020	2254	4504	676	5180
2	Punjab National Bank	2	86	50	136	51	309	495	74	570
3	Bank of Baroda	3	150	100	250	75	125	450	68	518
A	Total Lead Banks	16	743	873	1616	1146	2688	5450	817	6267
4	Oriental Bank of Comm.	0	0	0	0	0	0	0	0	0
5	Union Bank of India	3	110	70	180	46	120	345	52	397
6	Canara Bank	1	55	20	75	6	27	107	16	124
7	Central Bank of India	1	45	25	70	7	27	103	16	119
8	Punjab & Sind Bank	0	0	0	0	0	0	0	0	0
9	Allahabad Bank	1	55	10	65	11	21	96	14	111
10	UCO Bank	3	96	93	189	151	170	510	77	587
11	Indian Overseas Bank	1	35	14	49	26	64	139	21	160
12	State Bank of Patiala	0	0	0	0	0	0	0	0	0
13	Bank of India	1	30	15	45	25	70	141	21	162
14	Syndicate Bank	0	0	0	0	0	0	0	0	0
15	Vijaya Bank	0	0	0	0	0	0	0	0	0
16	Corporation Bank	0	0	0	0	0	0	0	0	0
17	Andhra Bank	0	0	0	0	0	0	0	0	0
18	Indian Bank	0	0	0	0	0	0	0	0	0
19	United Bank of India	0	0	0	0	0	0	0	0	0
20	State Bank of B & J	0	0	0	0	0	0	0	0	0
21	Bank of Maharashtra	0	0	0	0	0	0	0	0	0
22	Dena Bank	0	0	0	0	0	0	0	0	0
23	IDBI Bank	1	25	45	70	29	22	121	18	139
24	State Bank of Hyderabad	0	0	0	0	0	0	0	0	0
B	Total Non-Lead Banks	12	453	292	745	298	521	1564	235	1798
C	Total N. Banks (A+B)	28	1196	1165	2361	1444	3210	7014	1052	8066
25	Uttarakhand G.B	14	774	611	1385	507	1845	3737	561	4298
26	U.P. Gramin Bank	0	0	0	0	0	0	0	0	0
D	Total R.R.B.	14	774	611	1385	507	1845	3737	561	4298
27	Co-operative Bank	5	1704	344	2048	230	645	2923	439	3362
E	Total Cooperative	5	1704	344	2048	230	645	2923	439	3362
F	Total (C+D+E)	47	3674	2120	5794	2181	5700	13674	2051	15725
28	Nainital Bank	3	90	89	179	137	514	830	124	954
29	Axis Bank	0	0	0	0	0	0	0	0	0
30	ICICI Bank	0	0	0	0	0	0	0	0	0
31	HDFC Bank	0	0	0	0	0	0	0	0	0
32	The J & K Bank	0	0	0	0	0	0	0	0	0
33	Fedral Bank Ltd	0	0	0	0	0	0	0	0	0
34	IndusInd Bank	0	0	0	0	0	0	0	0	0
35	The Karnataka Bank	0	0	0	0	0	0	0	0	0
36	The South Indian Bank Ltd	0	0	0	0	0	0	0	0	0
37	ING Vasya	0	0	0	0	0	0	0	0	0
38	Standard Chartered Bank	0	0	0	0	0	0	0	0	0
39	Yes Bank	0	0	0	0	0	0	0	0	0
40	Kotak Mahinda	0	0	0	0	0	0	0	0	0
41	Bhartiya Mahila Bank	0	0	0	0	0	0	0	0	0
42	Bandhan Bank	0	0	0	0	0	0	0	0	0
G	Total Private Bank	3	90	89	179	137	514	830	124	954
H	Total All Bank (F+G)	50	3764	2209	5973	2317	6214	14504	2176	16679

DISTRICT CREDIT PLAN 2016 - 2017

PITHORAGARH

(₹ IN LACS)

S. No.	Name of the Bank	No. of Brs.	FARM SECTOR			Non-Farm Sector	Other Priority	TOTAL	Non Priority Sector	TOTAL
			CROP	TERM	TOTAL					
			Targets	Targets	Targets					
1	State Bank of India	31	2400	2060	4460	809	4869	10138	6750	16888
2	Punjab National Bank	4	132	82	214	81	958	1253	338	1591
3	Bank of Baroda	2	54	40	94	44	575	712	188	900
A	Total Lead Banks	37	2586	2182	4768	934	6402	12104	7276	19380
4	Oriental Bank of Comm.	1	52	4	56	22	326	404	225	629
5	Union Bank of India	5	150	84	234	39	860	1133	300	1433
6	Canara Bank	1	5	26	31	10	192	233	188	421
7	Central Bank of India	1	25	29	54	22	324	400	300	700
8	Punjab & Sind Bank	0	0	0	0	0	0	0	0	0
9	Allahabad Bank	1	32	22	54	28	338	420	300	720
10	UCO Bank	1	1	1	2	0	5	7	80	87
11	Indian Overseas Bank	1	3	1	4	0	9	13	113	126
12	State Bank of Patiala	0	0	0	0	0	0	0	0	0
13	Bank of India	1	17	22	39	27	337	403	225	628
14	Syndicate Bank	1	5	7	12	0	15	27	218	245
15	Vijaya Bank	0	0	0	0	0	0	0	0	0
16	Corporation Bank	0	0	0	0	0	0	0	0	0
17	Andhra Bank	0	0	0	0	0	0	0	0	0
18	Indian Bank	0	0	0	0	0	0	0	0	0
19	United Bank of India	0	0	0	0	0	0	0	0	0
20	State Bank of B & J	0	0	0	0	0	0	0	0	0
21	Bank of Maharashtra	0	0	0	0	0	0	0	0	0
22	Dena Bank	0	0	0	0	0	0	0	0	0
23	IDBI Bank	1	20	65	85	26	195	306	270	576
24	State Bank of Hyderabad	0	0	0	0	0	0	0	0	0
B	Total Non-Lead Banks	14	310	261	571	174	2601	3346	2219	5565
C	Total N. Banks (A+B)	51	2896	2443	5339	1108	9003	15450	9495	24945
25	Uttarakhand G.B	30	2960	486	3446	511	3243	7199	2625	9824
26	U.P. Gramin Bank	0	0	0	0	0	0	0	0	0
D	Total R.R.B.	30	2960	486	3446	511	3243	7199	2625	9824
27	Co-operative Bank	16	3940	615	4555	421	2779	7755	1750	9505
E	Total Cooperative	16	3940	615	4555	421	2779	7755	1750	9505
F	Total (C+D+E)	97	9796	3544	13340	2040	15025	30405	13870	44275
28	Nainital Bank	2	36	24	60	57	422	538	750	1288
29	Axis Bank	0	0	0	0	0	0	0	0	0
30	ICICI Bank	1	15	15	30	28	211	269	375	644
31	HDFC Bank	0	0	0	0	0	0	0	0	0
32	The J & K Bank	0	0	0	0	0	0	0	0	0
33	Fedral Bank Ltd	0	0	0	0	0	0	0	0	0
34	IndusInd Bank	0	0	0	0	0	0	0	0	0
35	The Karnataka Bank	0	0	0	0	0	0	0	0	0
36	The South Indian Bank Ltd	0	0	0	0	0	0	0	0	0
37	ING Vasya	0	0	0	0	0	0	0	0	0
38	Standard Chartered Bank	0	0	0	0	0	0	0	0	0
39	Yes Bank	0	0	0	0	0	0	0	0	0
40	Kotak Mahinda	0	0	0	0	0	0	0	0	0
41	Bhartiya Mahila Bank	0	0	0	0	0	0	0	0	0
42	Bandhan Bank	0	0	0	0	0	0	0	0	0
G	Total Private Bank	3	51	39	90	85	632	807	1125	1932
H	Total All Bank (F+G)	100	9847	3583	13430	2125	15657	31212	14995	46207

DISTRICT CREDIT PLAN 2016 - 2017

CHAMPAWAT

(₹ IN LACS)

S. No.	Name of the Bank	No. of Brs.	FARM SECTOR			Non-Farm Sector	Other Priority	TOTAL	Non Priority Sector	TOTAL
			CROP	TERM	TOTAL					
			Targets	Targets	Targets					
1	State Bank of India	9	956	315	1271	1011	1706	3988	1221	5209
2	Punjab National Bank	3	118	356	474	274	421	1169	401	1570
3	Bank of Baroda	5	320	232	552	515	524	1591	503	2094
A	Total Lead Banks	17	1394	903	2297	1800	2651	6748	2125	8873
4	Oriental Bank of Comm.	1	30	12	42	56	89	187	74	261
5	Union Bank of India	3	61	120	181	161	143	485	124	609
6	Canara Bank	1	20	10	30	40	50	120	0	120
7	Central Bank of India	1	14	30	44	24	85	153	44	197
8	Punjab & Sind Bank	1	80	71	151	34	94	279	49	328
9	Allahabad Bank	1	21	21	42	47	93	182	42	224
10	UCO Bank	2	17	32	49	62.88	87	198.88	84	283
11	Indian Overseas Bank	0	0	0	0	0	0	0	0	0
12	State Bank of Patiala	0	0	0	0	0	0	0	0	0
13	Bank of India	0	0	0	0	0	0	0	0	0
14	Syndicate Bank	1	15	14	29	30	74	133	43	176
15	Vijaya Bank	0	0	0	0	0	0	0	0	0
16	Corporation Bank	0	0	0	0	0	0	0	0	0
17	Andhra Bank	0	0	0	0	0	0	0	0	0
18	Indian Bank	0	0	0	0	0	0	0	0	0
19	United Bank of India	0	0	0	0	0	0	0	0	0
20	State Bank of B & J	0	0	0	0	0	0	0	0	0
21	Bank of Maharashtra	0	0	0	0	0	0	0	0	0
22	Dena Bank	0	0	0	0	0	0	0	0	0
23	IDBI Bank	1	20	19	39	82	92	213	57	270
24	State Bank of Hyderabad	0	0	0	0	0	0	0	0	0
B	Total Non-Lead Banks	12	278	329	607	537	807	1951	517	2468
C	Total N. Banks (A+B)	29	1672	1232	2904	2337	3458	8699	2642	11341
25	Uttarakhand G.B	8	640	421	1061	603	661	2325	454	2779
26	U.P. Gramin Bank	0	0	0	0			0		0
D	Total R.R.B.	8	640	421	1061	603	661	2325	454	2779
27	Co-operative Bank	7	970	528	1498	741	647	2886	439	3325
E	Total Cooperative	7	970	528	1498	741	647	2886	439	3325
F	Total (C+D+E)	44	3282	2181	5463	3681	4766	13910	3535	17445
28	Nainital Bank	6	410	421	831	604	627	2062	493	2555
29	Axis Bank	0	0	0	0	0	0	0	0	0
30	ICICI Bank	0	0	0	0	0	0	0	0	0
31	HDFC Bank	0	0	0	0	0	0	0	0	0
32	The J & K Bank	0	0	0	0	0	0	0	0	0
33	Fedral Bank Ltd	0	0	0	0	0	0	0	0	0
34	IndusInd Bank	0	0	0	0	0	0	0	0	0
35	The Karnataka Bank	0	0	0	0	0	0	0	0	0
36	The South Indian Bank Ltd	0	0	0	0	0	0	0	0	0
37	ING Vasya	0	0	0	0	0	0	0	0	0
38	Standard Chartered Bank	0	0	0	0	0	0	0	0	0
39	Yes Bank	0	0	0	0	0	0	0	0	0
40	Kotak Mahinda	0	0	0	0	0	0	0	0	0
41	Bhartiya Mahila Bank	0	0	0	0	0	0	0	0	0
42	Bandhan Bank	0	0	0	0	0	0	0	0	0
G	Total Private Bank	6	410	421	831	604	627	2062	493	2555
H	Total All Bank (F+G)	50	3692	2602	6294	4285	5393	15972	4028	20000

DISTRICT CREDIT PLAN 2016 - 2017

NAINITAL

(₹ IN LACS)

S. No.	Name of the Bank	No. of Brs.	FARM SECTOR			Non-Farm Sector	Other Priority	TOTAL	Non Priority Sector	TOTAL
			CROP	TERM	TOTAL					
			Targets	Targets	Targets					
1	State Bank of India	29	3191	2076	5267	23899	3665	32831	581	33412
2	Punjab National Bank	15	945	1757	2702	6763	2055	11520	199	11719
3	Bank of Baroda	28	6590	4582	11172	16223	4081	31476	551	32027
A	Total Lead Banks	72	10726	8415	19141	46885	9801	75827	1331	77158
4	Oriental Bank of Comm.	6	384	251	635	1456	633	2724	50	2774
5	Union Bank of India	6	167	538	705	1958	478	3141	55	3196
6	Canara Bank	4	330	149	479	558	336	1373	26	1399
7	Central Bank of India	4	554	270	824	2391	625	3840	67	3907
8	Punjab & Sind Bank	3	187	104	291	566	314	1171	21	1192
9	Allahabad Bank	6	877	490	1367	2863	912	5142	94	5236
10	UCO Bank	3	206	84	290	707	216	1213	22	1235
11	Indian Overseas Bank	3	209	102	311	566	193	1070	18	1088
12	State Bank of Patiala	1	27	28	55	124	247	426	9	435
13	Bank of India	3	230	104	334	785	359	1478	26	1504
14	Syndicate Bank	2	51	29	80	173	98	351	6	357
15	Vijaya Bank	2	73	107	180	1098	187	1465	23	1488
16	Corporation Bank	4	291	105	396	415	72	883	16	899
17	Andhra Bank	1	25	7	32	270	41	343	6	349
18	Indian Bank	2	62	40	102	390	71	563	9	572
19	United Bank of India	1	4	2	6	22	5	33	1	34
20	State Bank of B & J	0	0	0	0	0	0	0	0	0
21	Bank of Maharashtra	0	0	0	0	0	0	0	0	0
22	Dena Bank	1	56	19	75	197	29	301	5	306
23	IDBI Bank	5	347	170	517	628	100	1245	21	1266
24	State Bank of Hyderabad	1	22	21	43	552	27	622	10	632
B	Total Non-Lead Banks	58	4102	2620	6722	15719	4943	27384	486	27870
C	Total N. Banks (A+B)	130	14828	11035	25863	62604	14744	103211	1817	105028
25	Uttarakhand G.B	37	6745	4456	11201	5120	2663	18984	322	19306
26	U.P. Gramin Bank	0	0	0	0	0	0	0	0	0
D	Total R.R.B.	37	6745	4456	11201	5120	2663	18984	322	19306
27	Co-operative Bank	29	14214	5968	20182	0	2937	23119	391	23510
E	Total Cooperative	29	14214	5968	20182	0	2937	23119	391	23510
F	Total (C+D+E)	196	35787	21459	57246	67724	20344	145314	2530	147843
28	Nainital Bank	18	2087	1688	3775	4824	1607	10206	171	10377
29	Axis Bank	2	692	167	859	72	30	962	17	979
30	ICICI Bank	4	184	144	328	809	227	1364	24	1388
31	HDFC Bank	3	156	76	232	1029	192	1453	24	1477
32	The J & K Bank	0	0	0	0	0	0	0	0	0
33	Fedral Bank Ltd	0	0	0	0	0	0	0	0	0
34	IndusInd Bank	0	0	0	0	0	0	0	0	0
35	The Karnataka Bank	0	0	0	0	0	0	0	0	0
36	The South Indian Bank Ltd	0	0	0	0	0	0	0	0	0
37	ING Vasya	0	0	0	0	0	0	0	0	0
38	Standard Chartered Bank	0	0	0	0	0	0	0	0	0
39	Yes Bank	1	52	14	66	33	4	102	2	104
40	Kotak Mahinda	0	0	0	0	0	0	0	0	0
41	Bhartiya Mahila Bank	0	0	0	0	0	0	0	0	0
42	Bandhan Bank	0	0	0	0	0	0	0	0	0
G	Total Private Bank	28	3171	2089	5260	6767	2060	14087	238	14325
H	Total All Bank (F+G)	224	38958	23548	62506	74491	22404	159401	2768	162169

DISTRICT CREDIT PLAN 2016 - 2017

U.S. NAGAR

(₹ IN LACS)

S. No.	Name of the Bank	No. of Brs.	FARM SECTOR			Non-Farm Sector	Other Priority	TOTAL	Non Priority Sector	TOTAL
			CROP Targets	TERM Targets	TOTAL Targets					
1	State Bank of India	29	59127	21867	80994	22229	8026	111249	804	112053
2	Punjab National Bank	24	23695	13732	37427	15613	4681	57720	784	58504
3	Bank of Baroda	36	39074	21881	60955	16901	5293	83149	795	83944
A	Total Lead Banks	89	121896	57480	179376	54743	17999	252118	2383	254501
4	Oriental Bank of Comm.	11	11581	8867	20448	7385	1592	29425	302	29727
5	Union Bank of India	10	8338	5097	13435	5579	1478	20493	377	20870
6	Canara Bank	10	3298	2954	6252	5697	1282	13231	147	13378
7	Central Bank of India	2	1779	1485	3264	2021	339	5624	42	5666
8	Punjab & Sind Bank	11	3982	2422	6404	1880	953	9237	106	9344
9	Allahabad Bank	9	7960	4909	12869	5236	1681	19785	188	19973
10	UCO Bank	12	6479	4195	10674	4173	1540	16387	193	16580
11	Indian Overseas Bank	5	812	746	1558	931	365	2854	55	2909
12	State Bank of Patiala	6	6488	3716	10204	6732	1082	18018	136	18154
13	Bank of India	4	2524	2259	4783	1875	617	7275	58	7333
14	Syndicate Bank	6	1040	855	1895	724	396	3015	39	3054
15	Vijaya Bank	2	158	248	406	162	36	604	3	607
16	Corporation Bank	7	2490	1789	4279	1238	566	6083	202	6285
17	Andhra Bank	4	715	670	1385	422	224	2032	22	2053
18	Indian Bank	2	331	374	705	449	104	1258	16	1274
19	United Bank of India	2	406	366	772	430	86	1288	6	1294
20	State Bank of B & J	0	0	0	0	0	0	0	0	0
21	Bank of Maharashtra	1	336	504	840	452	79	1371	9	1380
22	Dena Bank	5	776	607	1383	794	266	2443	24	2467
23	IDBI Bank	2	1187	901	2088	1007	181	3276	17	3293
24	State Bank of Hyderabad	2	377	258	635	779	178	1592	14	1607
B	Total Non-Lead Banks	113	61057	43222	104279	47968	13044	165291	1958	167249
C	Total N. Banks (A+B)	202	182953	100702	283655	102710	31044	417409	4342	421750
25	Uttarakhand G.B	20	20418	8374	28792	3587	1334	33713	424	34137
26	U.P. Gramin Bank	0	0	0	0	0	0	0	0	0
D	Total R.R.B.	20	20418	8374	28792	3587	1334	33713	424	34137
27	Co-operative Bank	29	55032	24575	79607	50	3970	83627	7289	90916
E	Total Cooperative	29	55032	24575	79607	50	3970	83627	7289	90916
F	Total (C+D+E)	251	258403	133651	392054	106347	36348	534749	12055	546804
28	Nainital Bank	15	15043	9219	24262	9112	2556	35930	622	36553
29	Axis Bank	8	9911	6697	16608	3812	1211	21631	234	21866
30	ICICI Bank	6	1967	1432	3399	927	670	4996	61	5057
31	HDFC Bank	7	5317	6031	11348	1090	553	12991	55	13046
32	The J & K Bank	0	0	0	0	0	0	0	0	0
33	Fedral Bank Ltd	0	0	0	0	0	0	0	0	0
34	IndusInd Bank	1	127	115	242	100	41	384	3	386
35	The Karnataka Bank	1	127	115	242	100	41	384	3	386
36	The South Indian Bank Ltd	0	0	0	0	0	0	0	0	0
37	ING Vasya	0	0	0	0	0	0	0	0	0
38	Standard Chartered Bank	0	0	0	0	0	0	0	0	0
39	Yes Bank	3	477	343	820	275	150	1245	40	1285
40	Kotak Mahinda	4	1796	1203	2999	484	278	3761	25	3786
41	Bhartiya Mahila Bank	1	25	5	30	10	10	50	5	55
42	Bandhan Bank	5	250	230	480	250	100	830	9	838.5
G	Total Private Bank	51	35040	25390	60430	16162	5609	82201	1057	83259
H	Total All Bank (F+G)	302	293443	159041	452484	122509	41958	616951	13112	630062

DISTRICT CREDIT PLAN 2016 - 2017

UTTARAKHAND STATE

(₹ IN LACS)

S. No.	Name of the Bank	No. of Brs.	FARM SECTOR			Non-Farm Sector	Other Priority	TOTAL	Non Priority Sector	TOTAL
			CROP	TERM	TOTAL					
			Targets	Targets	Targets					
1	State Bank of India	396	117889	47516	165405	94851	75883	336140	49250	385390
2	Punjab National Bank	243	72471	31929	104400	67134	36697	208230	35452	243683
3	Bank of Baroda	117	48622	28945	77567	48522	17138	143227	5758	148985
A	Total Lead Banks	756	238982	108390	347372	210506	129719	687597	90460	778057
4	Oriental Bank of Comm.	77	25611	12866	38477	21734	15979	76190	7428	83618
5	Union Bank of India	82	13210	9195	22405	25672	16537	64614	5409	70022
6	Canara Bank	79	6744	5472	12216	42316	11089	65622	6703	72324
7	Central Bank of India	39	4493	2938	7431	19503	8280	35214	4190	39404
8	Punjab & Sind Bank	44	6969	3736	10705	8758	7054	26517	2921	29438
9	Allahabad Bank	41	10391	6203	16594	11674	9142	37411	3892	41303
10	UCO Bank	55	8249	5419	13668	6840	4922	25430	2004	27434
11	Indian Overseas Bank	45	11727	2702	14429	8358	9560	32347	4035	36382
12	State Bank of Patiala	24	7125	4086	11211	8850	5464	25525	1965	27490
13	Bank of India	33	3484	3019	6503	5411	6082	17997	2611	20608
14	Syndicate Bank	40	2036	1145	3181	2814	6373	12368	3676	16044
15	Vijaya Bank	9	401	417	818	2586	1640	5043	1103	6146
16	Corporation Bank	26	3057	2062	5119	2561	2091	9771	1288	11059
17	Andhra Bank	12	861	732	1593	2119	2009	5721	860	6581
18	Indian Bank	11	1394	628	2022	2230	2198	6450	1809	8258
19	United Bank of India	8	608	421	1029	2642	1226	4897	883	5779
20	State Bank of B & J	2	105	40	145	800	972	1917	554	2471
21	Bank of Maharashtra	5	526	546	1072	994	1232	3297	903	4200
22	Dena Bank	14	1156	865	2021	1493	1209	4724	797	5521
23	IDBI Bank	31	2295	1532	3827	2476	2711	9015	1584	10599
24	State Bank of Hyderabad	5	610	352	962	1526	338	2826	287	3113
B	Total Non-Lead Banks	682	111054	64376	175430	181357	116107	472894	54901	527795
C	Total N. Banks (A+B)	1438	350036	172766	522802	391864	245826	1160491	145362	1305853
25	Uttarakhand G.B	286	43628	24561	68189	15703	27132	111024	10711	121735
26	U.P. Gramin Bank	1	795	88	883	10	90	983	25	1008
D	Total R.R.B.	287	44423	24649	69072	15713	27222	112007	10736	122743
27	Co-operative Bank	251	137009	53378	190387	5958	43359	239704	23605	263309
E	Total Cooperative	251	137009	53378	190387	5958	43359	239704	23605	263309
F	Total (C+D+E)	1976	531468	250793	782261	413534	316407	1512202	179703	1691905
28	Nainital Bank	69	18945	12128	31073	16234	9625	56932	3833	60765
29	Axis Bank	21	12137	7251	19388	5179	3415	27983	1343	29326
30	ICICI Bank	27	3007	1876	4883	3580	3567	12030	2040	14070
31	HDFC Bank	22	6367	6472	12839	3808	2271	18918	827	19745
32	The J & K Bank	1	25	38	63	131	63	257	81	338
33	Fedral Bank Ltd	1	28	42	70	112	56	238	72	310
34	IndusInd Bank	2	171	180	351	228	94	674	89	763
35	The Karnataka Bank	4	231	166	397	509	720	1626	989	2616
36	The South Indian Bank Ltd	1	28	41	69	64	31	164	74	238
37	ING Vasya	2	27	40	67	31	21	119	79	198
38	Standard Chartered Bank	1	0	0	0	51	22	74	42	116
39	Yes Bank	8	636	415	1051	481	238	1770	134	1904
40	Kotak Mahinda	6	1842	1271	3113	608	293	4014	56	4070
41	Bhartiya Mahila Bank	4	134	66	200	163	149	512	213	724
42	Bandhan Bank	6	250	230	480	360	131	971	10	980
G	Total Private Bank	175	43828	30216	74044	31540	20696	126280	9883	136163
H	Total All Bank (F+G)	2151	575296	281009	856305	445075	337103	1638482	189586	1828068